

Hawaiian Haze

East Fork Hemp LLC
 13615 NW Howell Park Rd.
 Portland, OR 97231
 609-405-2052

Sample Type: Harvested Industrial Hemp
 Sample Date: 1/9/2020
 Analysis Date: 1/14/2020
 Report Date: 1/16/2020

Metric Batch ID:
 Metric Sample ID:

Harvest/Process Date: 10/1/2019
 Report ID:
LS-200115-34

Potency

Potency Analysis Date: 1/15/2020
 Potency Batch ID: CAN_011520B
 Potency Method: JAOAC 2015.1

Moisture Content: 10.0%
 Water Activity: 0.549 _{a_w}
 Water Activity Method: AOAC 978.18

15.8%

Total
 CBD

0.606%




Total
 THC

Samples: NJM-PGZ-PRZ



Analyte	Description	LOQ	RPD	Min.	Max.	Conc.	Unit: %
Δ9THC	Delta-9 Tetrahydrocannabinol	0.0080	-	-	-	0.112	
THCA	Tetrahydrocannabinolic acid	0.0080	-	-	-	0.563	
CBD	Cannabidiol	0.0080	-	-	-	0.740	
CBDA	Cannabidiolic acid	0.0080	-	-	-	17.1	
Δ8THC	Delta-8 Tetrahydrocannabinol*	0.0080	-	-	-	0.0140	
THCV	Tetrahydrocannabivarin*	0.0080	-	-	-	<LOQ	
CBG	Cannabigerol*	0.0080	-	-	-	0.0527	
CBGA	Cannabigerolic acid*	0.0080	-	-	-	0.472	
CBC	Cannabichromene*	0.0080	-	-	-	0.110	
CBCA	Cannabichromenic acid*	0.0080	-	-	-	0.801	
CBN	Cannabinol	0.0080	-	-	-	<LOQ	
Total THC	Δ9THC + (THCA × 0.877)					0.606	
Total CBD	CBD + (CBDA × 0.877)					15.8	
Total						20.0	

Compliance

Pesticides	Within limits	Analysis Date: 1/14/2020	Pass 
Moisture Content	Within limits	Analysis Date: 1/14/2020	Pass 
Water Activity	Within limits	Analysis Date: 1/14/2020	Pass 


 Bryce Kidd, Ph.D.
 Lab Director


 Aaron Troyer
 Chief Science Officer



Hawaiian Haze

East Fork Hemp LLC
 13615 NW Howell Park Rd.
 Portland, OR 97231
 609-405-2052

Sample Type: Harvested Industrial Hemp
 Sample Date: 1/9/2020
 Analysis Date: 1/14/2020
 Report Date: 1/16/2020

Metric Batch ID:
 Metric Sample ID:

Harvest/Process Date: 10/1/2019
 Report ID:
LS-200115-34



Terpene Analysis Date: 1/14/2020
 Terpene Batch ID: TRP_011420A

Method: JAOAC 2015.1
 Unit: %

Analyte	Avg.	Notes
β-Farnesene 2	1.36%	<div style="width: 1.36%;"></div>
β-Myrcene	0.815%	<div style="width: 0.815%;"></div>
β-Caryophyllene	0.401%	<div style="width: 0.401%;"></div>
Selinadiene	0.370%	<div style="width: 0.370%;"></div>
α-Pinene	0.275%	<div style="width: 0.275%;"></div>
Humulene	0.131%	<div style="width: 0.131%;"></div>
β-Pinene	0.127%	<div style="width: 0.127%;"></div>
Limonene	0.113%	<div style="width: 0.113%;"></div>
Guaiol	0.104%	<div style="width: 0.104%;"></div>
β-Ocimene	0.101%	<div style="width: 0.101%;"></div>
Caryophyllene Oxide	0.0482%	<div style="width: 0.0482%;"></div>
α-Bisabolol	0.0399%	<div style="width: 0.0399%;"></div>
Linalool	0.0343%	<div style="width: 0.0343%;"></div>
Fenchol	0.0224%	<div style="width: 0.0224%;"></div>
α-Terpineol	0.0192%	<div style="width: 0.0192%;"></div>
α-Ocimene	0.00732%	<div style="width: 0.00732%;"></div>
Camphene	0.00719%	<div style="width: 0.00719%;"></div>
Terpinolene	0.00630%	<div style="width: 0.00630%;"></div>
Eucalyptol	0.00345%	<div style="width: 0.00345%;"></div>
Borneol	0.00309%	<div style="width: 0.00309%;"></div>
Fenchone	0.00303%	<div style="width: 0.00303%;"></div>
γ-Terpinene	0.00145%	<div style="width: 0.00145%;"></div>
α-Terpinene	0.000958%	<div style="width: 0.000958%;"></div>
α-Phellandrene	0.000895%	<div style="width: 0.000895%;"></div>
Δ3-Carene	0.000744%	<div style="width: 0.000744%;"></div>
Azulene	ND	<div style="width: 0%;"></div>
Camphore	ND	<div style="width: 0%;"></div>
Cedrol	ND	<div style="width: 0%;"></div>
Cymene	ND	<div style="width: 0%;"></div>

Analyte	Avg.	Notes
Geraniol	ND	<div style="width: 0%;"></div>
Geranyl Acetate	ND	<div style="width: 0%;"></div>
Isoborneol	ND	<div style="width: 0%;"></div>
Isopulegol	ND	<div style="width: 0%;"></div>
Nerol	ND	<div style="width: 0%;"></div>
Pulegone	ND	<div style="width: 0%;"></div>
Sabinene	ND	<div style="width: 0%;"></div>
Sabinene Hydrate	ND	<div style="width: 0%;"></div>
Valencene	ND	<div style="width: 0%;"></div>
cis-Nerolidol	ND	<div style="width: 0%;"></div>
trans-Nerolidol	ND	<div style="width: 0%;"></div>
α-Cedrene	ND	<div style="width: 0%;"></div>
β-Farnesene 1	ND	<div style="width: 0%;"></div>
γ-Terpineol	ND	<div style="width: 0%;"></div>
Total	3.99%	<div style="width: 3.99%;"></div>

Hawaiian Haze

East Fork Hemp LLC
 13615 NW Howell Park Rd.
 Portland, OR 97231
 609-405-2052

Sample Type: Harvested Industrial Hemp
 Sample Date: 1/9/2020
 Analysis Date: 1/14/2020
 Report Date: 1/16/2020

Metric Batch ID:
 Metric Sample ID:

Harvest/Process Date: 10/1/2019
 Report ID:
LS-200115-34



Pesticides Sample Data

Pesticides Analysis Date: 1/14/2020
 Pesticides Batch ID: PST_011420B

Method: EN 15662
 Unit: µg/g (ppm)

Pass 

Analyte	NJM-PGZ-PRZ	Limits	LOQ	Notes	Status	Analyte	NJM-PGZ-PRZ	Limits	LOQ	Notes	Status
Abamectin	ND	0.5	0.1		Pass	Metalaxyl	ND	0.2	0.1		Pass
Acephate	ND	0.4	0.1		Pass	Methiocarb	ND	0.2	0.1		Pass
Acequinocyl	ND	2.0	1.5		Pass	Methomyl	ND	0.4	0.1		Pass
Acetamiprid	ND	0.2	0.1		Pass	Methyl Parathion	ND	0.2	0.2		Pass
Aldicarb	ND	0.4	0.1		Pass	MGK-264	ND	0.2	0.2		Pass
Azoxystrobin	ND	0.2	0.1		Pass	Myclobutanil	ND	0.2	0.1		Pass
Bifenazate	ND	0.2	0.1		Pass	Naled	ND	0.5	0.2		Pass
Bifenthrin	ND	0.2	0.1		Pass	Oxamyl	ND	1.0	0.1		Pass
Boscalid	ND	0.4	0.1		Pass	Paclbutrazol	ND	0.4	0.1		Pass
Carbaryl	ND	0.2	0.1		Pass	Permethrins	ND	0.2	0.1		Pass
Carbofuran	ND	0.2	0.1		Pass	Phosmet	ND	0.2	0.1		Pass
Chlorantraniliprole	ND	0.2	0.1		Pass	Piperonyl Butoxide	ND	2.0	0.1		Pass
Chlorfenapyr	ND	1.0	0.1		Pass	Prallethrin	ND	0.2	0.1		Pass
Chlorpyrifos	ND	0.2	0.1		Pass	Propiconazole	ND	0.4	0.1		Pass
Clofentezine	ND	0.2	0.1		Pass	Propoxur	ND	0.2	0.1		Pass
Cyfluthrin	ND	1.0	0.5		Pass	Pyrethrins	ND	1.0	0.5		Pass
Cypermethrin	ND	1.0	0.1		Pass	Pyridaben	ND	0.2	0.1		Pass
Daminozide	ND	1.0	0.5		Pass	Spinosad	ND	0.2	0.1		Pass
Diazinon	ND	0.2	0.1		Pass	Spiromesifen	ND	0.2	0.1		Pass
Dichlorvos (DDVP)	ND	1.0	0.5		Pass	Spirotetramat	ND	0.2	0.1		Pass
Dimethoate	ND	0.2	0.1		Pass	Spiroxamine	ND	0.4	0.1		Pass
Ethoprophos	ND	0.2	0.1		Pass	Tebuconazole	ND	0.4	0.1		Pass
Etofenprox	ND	0.4	0.1		Pass	Thiacloprid	ND	0.2	0.1		Pass
Etoxazole	ND	0.2	0.1		Pass	Thiamethoxam	ND	0.2	0.1		Pass
Fenoxycarb	ND	0.2	0.1		Pass	Trifloxystrobin	ND	0.2	0.1		Pass
Fenpyroximate	ND	0.4	0.1		Pass						
Fipronil	ND	0.4	0.1		Pass						
Flonicamid	ND	1.0	0.1		Pass						
Fludioxonil	ND	0.4	0.1		Pass						
Hexythiazox	ND	1.0	0.1		Pass						
Imazalil	ND	0.2	0.1		Pass						
Imidacloprid	ND	0.4	0.1		Pass						
Kresoxim-methyl	ND	0.4	0.1		Pass						
Malathion	ND	0.2	0.1		Pass						

Hawaiian Haze

East Fork Hemp LLC
 13615 NW Howell Park Rd.
 Portland, OR 97231
 609-405-2052

Sample Type: Harvested Industrial Hemp
 Sample Date: 1/9/2020
 Analysis Date: 1/14/2020
 Report Date: 1/16/2020

Metric Batch ID:
 Metric Sample ID:

Harvest/Process Date: 10/1/2019
 Report ID:
LS-200115-34

Pesticides Quality Control Data

Pesticides QC Analysis Date: 1/14/2020
 Pesticides QC Batch ID: PST_011420B
 Method: EN 15662
 Unit: µg/g (ppm)

Analyte	Blank	LOQ	LCS	LCS Spike	LCS Rec (%)	Limits (%)	Notes	Analyte	Blank	LOQ	LCS	LCS Spike	LCS Rec (%)	Limits (%)	Notes
Abamectin	ND	0.1	0.854	1.00	85.4	50 - 150		Metalaxyl	ND	0.1	0.995	1.00	99.5	50 - 150	
Acephate	ND	0.1	0.659	1.00	65.9	50 - 150		Methiocarb	ND	0.1	0.993	1.00	99.3	50 - 150	
Acequinocyl	ND	1.5	0.769	1.00	76.9	50 - 150		Methomyl	ND	0.1	0.974	1.00	97.4	50 - 150	
Acetamiprid	ND	0.1	0.961	1.00	96.1	50 - 150		Methyl Parathion	ND	0.2	0.632	1.00	63.2	30 - 150	
Aldicarb	ND	0.1	1.04	1.00	104	50 - 150		MGK-264	ND	0.2	0.750	0.600	125	50 - 150	
Azoxystrobin	ND	0.1	0.960	1.00	96.0	50 - 150		Myclobutanil	ND	0.1	0.959	1.00	95.9	50 - 150	
Bifenazate	ND	0.1	0.954	1.00	95.4	50 - 150		Naled	ND	0.2	0.851	1.00	85.1	50 - 150	
Bifenthrin	ND	0.1	1.06	1.00	106	50 - 150		Oxamyl	ND	0.1	0.919	1.00	91.9	50 - 150	
Boscalid	ND	0.1	0.755	1.00	75.5	50 - 150		Paclobutrazol	ND	0.1	0.815	1.00	81.5	50 - 150	
Carbaryl	ND	0.1	0.943	1.00	94.3	50 - 150		Permethrins	ND	0.1	1.22	1.00	122	50 - 150	
Carbofuran	ND	0.1	0.921	1.00	92.1	50 - 150		Phosmet	ND	0.1	0.897	1.00	89.7	50 - 150	
Chlorantraniliprole	ND	0.1	0.899	1.00	89.9	50 - 150		Piperonyl Butoxide	ND	0.1	0.944	1.00	94.4	50 - 150	
Chlorfenapyr	ND	0.1	0.822	1.00	82.2	50 - 150		Prallethrin	ND	0.1	1.00	1.00	100	50 - 150	
Chlorpyrifos	ND	0.1	0.985	1.00	98.5	50 - 150		Propiconazole	ND	0.1	0.876	1.00	87.6	50 - 150	
Clofentezine	ND	0.1	0.882	1.00	88.2	50 - 150		Propoxur	ND	0.1	0.934	1.00	93.4	50 - 150	
Cyfluthrin	ND	0.5	1.18	1.00	118	50 - 150		Pyrethrins	ND	0.5	1.32	1.00	132	50 - 150	
Cypermethrin	ND	0.1	0.907	1.00	90.7	50 - 150		Pyridaben	ND	0.1	0.942	1.00	94.2	50 - 150	
Daminozide	ND	0.5	0.538	1.00	53.8	10 - 150		Spinosad	ND	0.1	0.743	1.00	74.3	50 - 150	
Diazinon	ND	0.1	1.03	1.00	103	50 - 150		Spiromesifen	ND	0.1	1.54	1.00	154	50 - 150	HB
Dichlorvos (DDVP)	ND	0.5	1.01	1.00	101	50 - 150		Spirotetramat	ND	0.1	0.993	1.00	99.3	50 - 150	
Dimethoate	ND	0.1	0.960	1.00	96.0	50 - 150		Spiroxamine	ND	0.1	0.732	1.00	73.2	50 - 150	
Ethoprophos	ND	0.1	0.967	1.00	96.7	50 - 150		Tebuconazole	ND	0.1	0.918	1.00	91.8	50 - 150	
Etofenprox	ND	0.1	0.956	1.00	95.6	50 - 150		Thiacloprid	ND	0.1	0.986	1.00	98.6	50 - 150	
Etoxazole	ND	0.1	1.03	1.00	103	50 - 150		Thiamethoxam	ND	0.1	0.936	1.00	93.6	50 - 150	
Fenoxycarb	ND	0.1	0.861	1.00	86.1	50 - 150		Trifloxystrobin	ND	0.1	0.917	1.00	91.7	50 - 150	
Fenpyroximate	ND	0.1	1.04	1.00	104	50 - 150									
Fipronil	ND	0.1	0.870	1.00	87.0	50 - 150									
Flonicamid	ND	0.1	0.835	1.00	83.5	50 - 150									
Fludioxonil	ND	0.1	0.928	1.00	92.8	50 - 150									
Hexythiazox	ND	0.1	0.783	1.00	78.3	50 - 150									
Imazalil	ND	0.1	0.758	1.00	75.8	50 - 150									
Imidacloprid	ND	0.1	0.874	1.00	87.4	50 - 150									
Kresoxim-methyl	ND	0.1	0.986	1.00	98.6	50 - 150									
Malathion	ND	0.1	1.04	1.00	104	50 - 150									

Hawaiian Haze

East Fork Hemp LLC
13615 NW Howell Park Rd.
Portland, OR 97231
609-405-2052Sample Type: Harvested Industrial Hemp
Sample Date: 1/9/2020
Analysis Date: 1/14/2020
Report Date: 1/16/2020Metric Batch ID:
Metric Sample ID:Harvest/Process Date: 10/1/2019
Report ID:
LS-200115-34

Qualifier Flag Descriptions

J	Reported result is an estimate - the value is less than the minimum calibration level but greater than the estimated detection limit (EDL)
U	The analyte was not detected in the sample at the estimated detection limit (EDL)
E	Exceeds calibration range
D	Dilution data - result was obtained from the analysis of a dilution
B	Analyte found in sample and associated blank
C	Co-eluting compound
R	Relative Percent Difference (RPD) outside control limits
NR	Analyte not reported because of problems in sample preparation or analysis
ND	Non-Detect
X	Results from reinjection/repeat/re-column data
EMC	Estimated maximum possible concentration - indicates that a peak is detected but did not meet the method required criteria
M	Manual integration
PS	Peaks split
HB	Control acceptance criteria are exceeded high and the associated sample is below the detection limit
LB	Control acceptance criteria are exceeded low and the associated sample exceeds the regulatory limit
ME	Marginal Exceedance
LR	Low Recovery Analyte
LOQ	Limit of Quantitation